

Wireless Core Temperature Data Logger

RTR-600 Series Features and Specs

Measurement Items

Food Core Temperature

Data Collection

Wireless Communication with Data Collector

Data Access

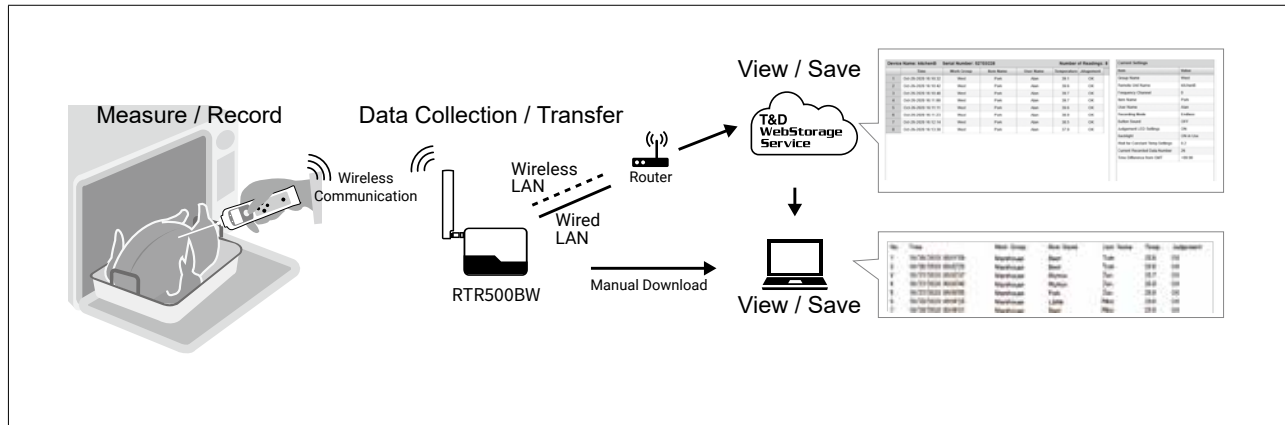
T&D WebStorage Service, Intranet

Warning Notification

LED

This wireless core temperature data logger is an easy yet effective way to track temperature and ensure safety for foods and liquids. One press of the REC button logs all your measurement data: temperature, time of measurement, user, item, and judgment result. A Base Unit (RTR500BW) and a Battery Charge Dock (RTR-600BD) need to be purchased separately.

(Only US/FCC model available)



One-Push Simple Recording

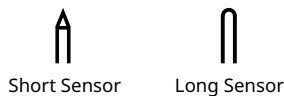
One press of a button logs all your measurement data: temperature, time, user, item, and judgment result.

Waterproof and Oil Resistant Design

It is designed to be submersible with an IP68 rating and has a oil-tough construction.

Two Types to Choose From

There are two types of temperature sensor: a straight rod type sensor (one-piece unit) and a cable-to-grip type sensor (easy to measure temperature in steam). Each type comes in two lengths: a shorter one with a sharp tip for stabbing food and a longer round tipped one.



Collect Data with RTR500BW

The RTR500BW* is required for data collection (sold separately). It automatically collects and uploads the recorded data to T&D WebStorage Service. It is also possible to manually download data to a PC.

* A wired/wireless LAN data collector for the RTR500B Series.

Specialized Non-Contact Charging System

A Battery Charge Dock RTR-600BD (sold separately) is required for charging and setting up. It can simultaneously charge two units. At a full charge the units can run continuously for 24 hours.

Upper and Lower Limit Warnings

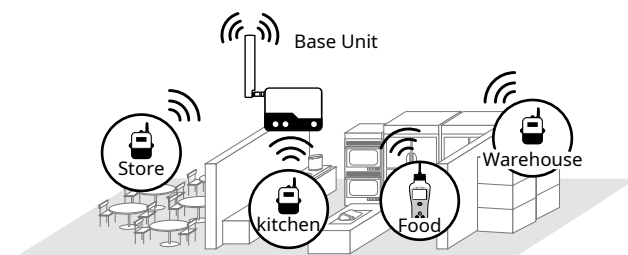
If a measurement exceeds a set limit the red lamp will light up on the main unit.

Registration of Measurement Items and Users

The software "RTR-600 Settings Utility" makes it easy to register measurement items and users, as well as, create work groups.

Use with RTR500B Series Data Loggers

The RTR-602 can be used in conjunction with data loggers in the RTR500B Series to create a management system for tracking overall temperature during all phases of food preparation; and all with just one Base Unit.



When using RTR500BW as the Base Unit, data will be output in XML format to be sent to the designated FTP server. The specifications for XML are available free of charge so that you can create a system to meet your needs. Communication specifications for RTR500BW and RTR500BC are also available free of charge. It is possible to create controls within your own system for gathering data and refreshing the item tables. Please contact your local distributor for details about these specification documents.

RTR-600 Series Specifications

	RTR-602S / 602L / 602ES / 602EL
Measurement Channels	Temperature 1ch
Sensor	Platinum Resistance Pt1000
Measurement Units	°C, °F
Measurement Range	-60 to 250 °C
Accuracy	±0.5 °C at -10 to 150 °C ±1.0 °C at -60 to -10 °C, 150 to 250 °C
Measurement Resolution	0.1 °C
Responsiveness	Response Time (90 %): Approx. 60 sec. (in air) Approx. 3 sec. (in agitated water)
Measurement / Display Interval	0.5 sec.
Recording Items	Temperature, Measurement Time, User, Item, Judgment Result
Logging Capacity	1,800 readings
Recording Mode	Endless (Overwrite oldest data when capacity is full)
LCD Display Items	Temperature, Current Date/Time, User, Item, Battery Level, etc.
Communication Interfaces	Short Range Wireless Communication Frequency Range: 902 to 928 MHz RF Power: 7 mW Transmission Range: About 50 meters (if unobstructed and direct) Optical Communication
Communication Time	Data Download Time (for 1,800 readings): Approx. 2 minutes An additional 30 seconds should be added for each Repeater. (*1)
Power	Built-in Ni-MH Battery (Non-Contact Charging System) (*2)
Battery Life	Approx. 24 hours (for Continuous Operation with Backlight Always ON)
Dimensions	H 181.3 mm × W 53.5 mm × D 53.5 mm (excluding sensor) Sensor Length: Short type 135 mm, Long type 310 mm Cable Length: 900 mm
Weight	RTR-602S (Short Sensor) Approx. 200 g RTR-602L (Long Sensor) Approx. 210 g RTR-602ES (Cable Type Short Sensor) Approx. 250 g RTR-602EL (Cable Type Long Sensor) Approx. 260 g
Operating Environment	-10 to 60 °C
Waterproof Capacity	IP68: Submersible
Included Items	Manual Set (Warranty Included)
Compatible Base Units / Repeaters	Base Units: RTR500BW, RTR500BC (*3) Repeaters : RTR500BC Other devices (*4)

	Battery Charge Dock RTR-600BD
Power	AC Adaptor AD-05A3
Input Voltage	5V 2A
Communication Interface	USB / Optical Communication (For Setup)
Charging Method	Electromagnetic Induction Type Non-Contact Charging System
Charging Time (*5)	Approx. 70 minutes
Charging Current	700 mA (typical) per Remote Unit
Dimensions	H 198.3 mm × W 136 mm × D 56.6 mm (including protrusions)
Weight	Approx. 330 g
Operating Environment	Temperature: 0 to 40 °C Humidity: 90 %RH or less (no condensation)
Included Items	AC Adaptor AD-05A3, USB Mini-B Cable US-15C, Wall Mount Screw x 3, Manual Set (Warranty Included)

*1: When using RTR500BW as Base Unit and RTR500BC as Repeater. Depending upon conditions it may take up to an additional 2 minutes.

*2: A Battery Charge Dock (RTR-600BD) needs to be purchased separately.

*3: Customers wishing to use RTR500BC or RTR-500 as a Base Unit, please contact your local distributor for the communications protocol specifications to write your own software.

*4: Also compatible with the following discontinued products: RTR-500NW/AW, and RTR-500.

*5: This is the estimated time to complete a full charge after the battery charge warning message appears. If the body of the Remote Unit gets hot and battery charging temporarily stops, the charging time will be longer.

The specifications listed above are subject to change without notice.